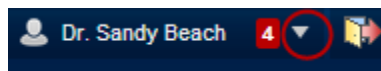



To view posts you participated in by using the Posts Tool follow the steps listed below.

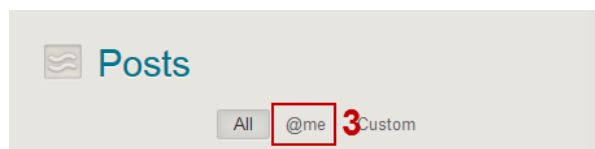
1. Once logged into eCampus, go to the top right side of the screen. Select the **Arrow** next to your name.



2. Select the **Posts Tool** .



3. Select **@me**.



If you have any questions or concerns about this document, please contact the ITS Service Desk by calling (304) 293-4444 or by sending an email to ITShelp@mail.wvu.edu.

4. Once selecting @me you will find posts from you and replies to your post. You can also Reply to the post directly from the Posts Tool.

The screenshot shows the 'Posts' interface. At the top, there are tabs for 'All', '@me', and 'Custom'. The '@me' tab is selected. Below the tabs, there are two posts listed:

- Betty Diditt** Commented on your thread 2 hours ago
RE: Welcome to Training 101!
Nice to meet you Doc! I always love getting my hands on new technology. It is so interesting how ...
In Forum *Introduction Forum* in 201308-TRN-101-001
- Dr. Sandy Beach** Created Thread 18 hours ago
Welcome to Training 101!
Hello and welcome to Training 101! My name is Dr. Sandy Beach and I am pleased to be working with...
In Forum *Introduction Forum* in 201308-TRN-101-001

To the right, a detailed view of a post is shown:

201308-TRN-101-001 June 19, 2013 8:27 AM

RE: Welcome to Training 101!

Posted by Betty Diditt on [Introduction Forum](#) Discussion forum.

Nice to meet you Doc! I always love getting my hands on new technology. It is so interesting how far technology has come since I was a kid. My grandkids have to show me how to work things sometimes. They seem to be inclined to how everything works with little effort.

Reply Quote

If you have any questions or concerns about this document, please contact the ITS Service Desk by calling (304) 293-4444 or by sending an email to ITShelp@mail.wvu.edu.