



New Features

Feature	Description
Student Preview	<p>The "Student View" button has been replaced by a graphic icon in the upper-right corner.</p>  <p>When you enter student preview mode, the student preview bar appears at the top of every page. The bar displays the text "Student Preview mode is ON" and has Settings and Exit Preview functions.</p> 
Exit and Deleting the Preview User Account	<p>When exiting the student preview, instructors are prompted to keep or delete the preview user and all its associated data.</p> <p>It is considered a best practice to remove the preview user and its associated data.</p> <p>Delete the Preview User and all Data</p> <p>Deleting the preview user has the following effects:</p> <ul style="list-style-type: none"> • All activity conducted or created as the preview user is removed from the course permanently. This includes test attempts, assignment submissions, grades, and discussion posts. Also deleted is any interaction an enrolled student has with the preview user, such as replies to a preview user's discussion posts. • The preview user is unenrolled from the course. If the user is not enrolled in another course, the preview user account is deleted. <p>Keep the Preview User and all Data</p> <p>Select Keep the preview user and all data if there is a need to keep the user and data to see how the student activity presents itself to the instructor, such as grade calculations. If the data is kept, the preview user account will appear in the course roster, Grade Center, and any place where an activity occurred as that user.</p>

Exit Student Preview

You are leaving student preview. Using student preview created a preview user in your course with all of your activity as that user. This user and the related data may impact the course experience for you and your students. What would you like to do?

- Delete the preview user and all data (Recommended)**
If you are finished previewing the course as a student, delete the data and remove the preview user from your course.
- Keep the preview user and all data**
If you are temporarily leaving the student preview to complete your task in your real account, keep the preview user and data. You can delete the user and data by returning to student preview and changing these settings.
- Remember this choice and do not ask me again**
This can be changed in Student Preview Settings, located in the Student Preview control bar.

Cancel

Continue

Announcement Cast

Announcement Cast allows an instructor to create an announcement one time and have it published into multiple courses.

Create Announcement

This course tool is to allow you to place a single announcement into multiple courses. It will not place an annou

* Indicates a required field.

ANNOUNCEMENT INFORMATION

* Announcement Subject

Message

Path: p

OPTIONS

* Duration Permanent Date Restricted

Select Date Restrictions Display After 10:14 AM
 Display Until 10:14 AM

Email Announcement Disabled by your system administrator.

- ▼ Course Tools
 - Achievements
 - Announcement Cast**
 - Announcements
 - Blackboard Collaborate
 - Blogs
 - Cengage Learning
 - MindLinks™
 - Commercial Content Tools
 - Contacts
 - Course Calendar
 - Course Materials Hub
 - Course Messages
 - Date Management
 - Discussion Board

COURSES

Select search item



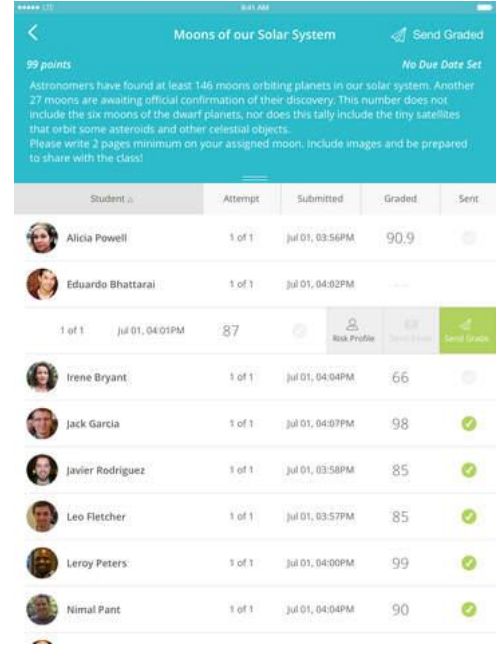
Course Selection

<input type="checkbox"/>	Course ID	Course Name
<input checked="" type="checkbox"/>	XLS201401MATH126BLEARN	201401-MATH-126B-LEARN
<input checked="" type="checkbox"/>	July.CPU.Testing.JNN	July CPU Testing JNN
<input checked="" type="checkbox"/>	Mobility.Testing.JNN	Mobility Testing JNN
<input checked="" type="checkbox"/>	SP15.CU2.Testing.JNN	SP15 CU2 Testing JNN

Please note that “**Email Announcement**” feature under options is not working our developers are working to resolve it.

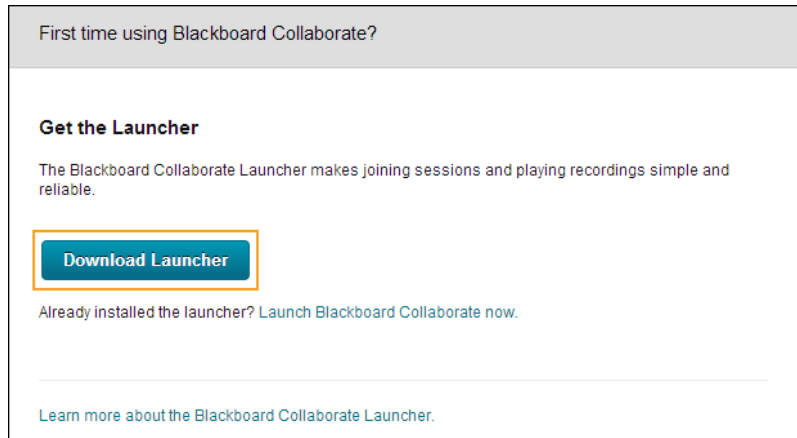
Bb Grader App

The Bb Grader App provides instructors with a mobile solution for reviewing, providing feedback, and grading student submissions to eCampus Assignments.



Blackboard Collaborate Building Block

The Blackboard Collaborate Launcher is now available to Windows users, giving them the same capability as Mac users. This utility provides a convenient and reliable way to launch Blackboard Collaborate web conferencing sessions and recordings.



myCareer
(Internships.com)

Blackboard has joined forces with Internships.com, the largest marketplace for internships, part-time jobs and entry-level positions serving college students and businesses large and small, to expand and diversify on-campus job search and career development options for students within their eCampus course environment.


With single sign-on access to original content and proprietary career development tools, the Internships.com Building Block delivers an integrated, career-oriented experience within the eCampus platform. The solution is implemented through a building block which delivers the following functionality:

- **New “My Career” Tab** – Provides a single destination for all Internships.com resources within eCampus
- **Universal Search Tool** – Enables students to search and apply for internships and jobs on the “My Institution” and “Course” pages
- **Facebook Integration** – Allows students to repurpose their social networks to find jobs and get introduced to hiring companies
- **Career Predictor** – Evaluates personal preferences to show students how they can pursue and secure the right internship or job opportunity
- **Resume Builder** – Provides resume samples and best practices



1. Prepare To Be Hired Build your resume, set your preferences, and assess your skills		2. Search & Apply Find internships, student jobs and entry level jobs												
Discover Business Administration Opportunities near 26508 Messages on Internships.com														
Refine Search Show me <input checked="" type="radio"/> All Opportunities <input type="radio"/> Internships <input type="radio"/> Entry Level Jobs <input type="radio"/> Student Jobs Keyword/Major <input type="text" value="Business Administration"/> Location <input type="text" value="26508"/> Search Radius <input type="text" value="20 miles"/> Show more fields <input type="button" value="Search"/>	Results 1 — 10 Sort By: Most Recent <table border="1"> <tr> <td>INTERNSHIP</td> <td>Business Administrator Intern <i>The Productivity Experts — Virtual</i> St. Louis small business is seeking a Virtual Business Administrator intern to fulfill a internship opportunity. Academic credit is offered; internship is unpaid</td> <td>👇</td> </tr> <tr> <td>INTERNSHIP</td> <td>Business Development & Administration Intern <i>Genius In Motion — Virtual</i> Launching a business, educational and entertainment social network that promotes diversity in the in media industries. We're seeking a dynamic, motivated, talented and take-charge Business Development...</td> <td>👇</td> </tr> <tr> <td>INTERNSHIP</td> <td>District Wholesales Development and Marketing Manager <i>Euro Motors — Virtual</i> Euro Motors produces 250 cc & 125 cc motorcycles with sidecar. We are a company of enthusiasts and have passion for our products! There are two 250 cc and two 125 cc models. All models have EC-Type Ap...</td> <td>🕒</td> </tr> <tr> <td>INTERNSHIP</td> <td>Management and Leadership Internship Immediate and Spring</td> <td>👇</td> </tr> </table>	INTERNSHIP	Business Administrator Intern <i>The Productivity Experts — Virtual</i> St. Louis small business is seeking a Virtual Business Administrator intern to fulfill a internship opportunity. Academic credit is offered; internship is unpaid	👇	INTERNSHIP	Business Development & Administration Intern <i>Genius In Motion — Virtual</i> Launching a business, educational and entertainment social network that promotes diversity in the in media industries. We're seeking a dynamic, motivated, talented and take-charge Business Development...	👇	INTERNSHIP	District Wholesales Development and Marketing Manager <i>Euro Motors — Virtual</i> Euro Motors produces 250 cc & 125 cc motorcycles with sidecar. We are a company of enthusiasts and have passion for our products! There are two 250 cc and two 125 cc models. All models have EC-Type Ap...	🕒	INTERNSHIP	Management and Leadership Internship Immediate and Spring	👇	Filter Results Top Locations <input checked="" type="checkbox"/> All Locations Location Type <input checked="" type="checkbox"/> All <input type="checkbox"/> Virtual (78) Employer Type <input checked="" type="checkbox"/> All <input type="checkbox"/> Profit (69) <input type="checkbox"/> Non-Profit (9) Compensation <input checked="" type="checkbox"/> All Compensation <input type="checkbox"/> Unpaid (63) <input type="checkbox"/> Paid (15)
INTERNSHIP	Business Administrator Intern <i>The Productivity Experts — Virtual</i> St. Louis small business is seeking a Virtual Business Administrator intern to fulfill a internship opportunity. Academic credit is offered; internship is unpaid	👇												
INTERNSHIP	Business Development & Administration Intern <i>Genius In Motion — Virtual</i> Launching a business, educational and entertainment social network that promotes diversity in the in media industries. We're seeking a dynamic, motivated, talented and take-charge Business Development...	👇												
INTERNSHIP	District Wholesales Development and Marketing Manager <i>Euro Motors — Virtual</i> Euro Motors produces 250 cc & 125 cc motorcycles with sidecar. We are a company of enthusiasts and have passion for our products! There are two 250 cc and two 125 cc models. All models have EC-Type Ap...	🕒												
INTERNSHIP	Management and Leadership Internship Immediate and Spring	👇												


Internships and Job Search



Kickstart Your Career!
Find Jobs and Internships Now!

What are you searching for: Where:

Search

Powered by:


Assessments:
 Significant
 Figures

In calculated formula questions, instructors can select the number of decimals or significant figures for the correct answers generated by the system.

Create/Edit Calculated Formula Question
 A Calculated Formula question contains a formula with variables that change for each user. [More Help](#)

DEFINE VARIABLES

Tip: you can use scientific/exponential notation to represent numeric values. Eg., -0.0001 can be written as 1.0E-4 or as 1.0E-4. Spaces are not allowed.

	Variable Name	Minimum Value	Maximum Value	Decimal Places
1.	x	<input type="text" value="15.0"/>	<input type="text" value="20.0"/>	<input type="text" value="0"/>
2.	y	<input type="text" value="30.0"/>	<input type="text" value="50.0"/>	<input type="text" value="0"/>

ANSWER SET OPTIONS

Calculate Answers to:

Number of Answer Sets:

Correct Answer Format:

*Click **Calculate** to generate new answer sets. Click **Next** to go to the next page, adjusting the number of answer sets as required but without recalculating existing answer sets if answer sets have already been generated. Click **Back** to go back to the previous page. Click **Cancel** to quit.*

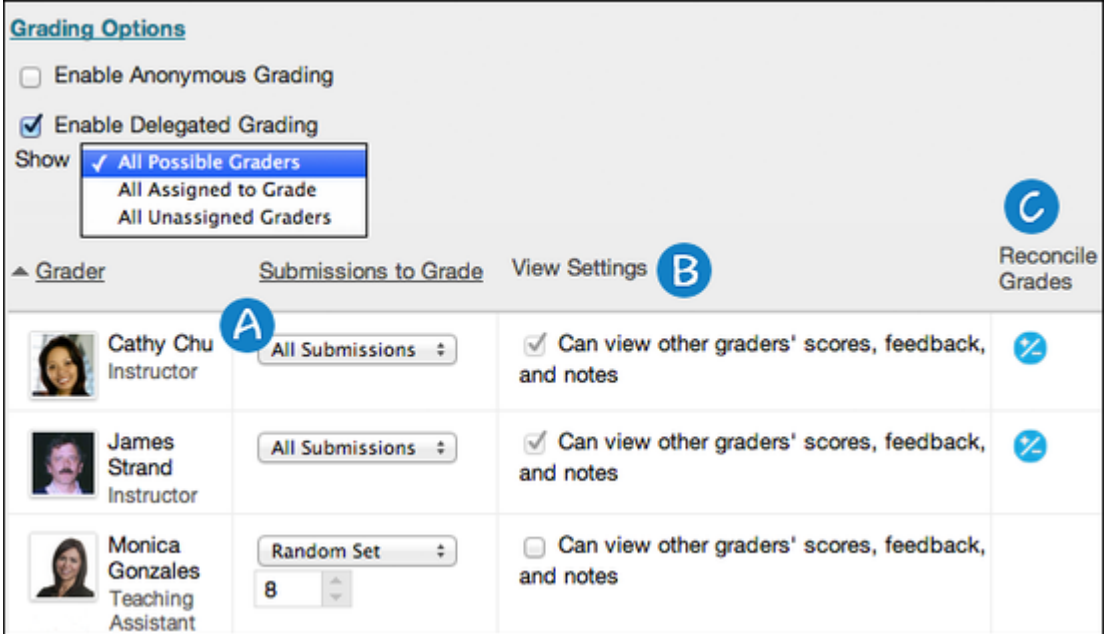
Grading:
 Anonymous
 Grading

Instructors can hide student names from submitted assignments for anonymous grading.

Grading Options

Enable Anonymous Grading

Disable Anonymous Grading:

<p>Grading: Delegated Grading</p>	<p>Instructors can delegate grading to specific users.</p> 
<p>LiveText</p>	<p>LiveText manages course-based activity through templates which directly and indirectly evaluate student learning outcomes and course objectives, helping faculty members save time and assess the effectiveness of their courses. LiveText is an intuitive web-based interface to create, submit, and complete assignments for courses, help students stay organized and receive the feedback needed to improve their learning process.</p> <p>There are two options for creating links to LiveText in your eCampus course:</p> <ol style="list-style-type: none"> 1. LiveText Link on the Course Menu area 2. LiveText Link inside the Content area
<p>Course(s) Missing from My Courses List in</p>	<p>All of the courses you are registered for that use eCampus should be listed on your “My Courses” Module. You won’t see eCampus courses listed on your “My Courses” Module until the start date of the course. If on the first day or later you do not see an eCampus course, you may need to click the Gear icon at the top of the My Courses box, check off GROUP BY TERM, and click SUBMIT in order to see your most recent courses.</p>