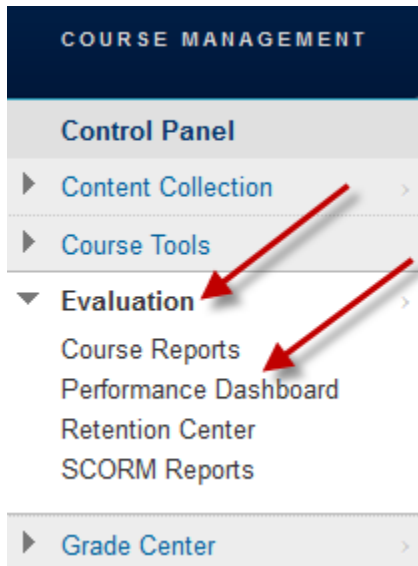


The Performance Dashboard shows all types of user activity in a course. All users enrolled in the course are listed, including instructors, students, teaching assistants and observers, with pertinent information about each user's progress and activity.

This document details how to navigate through the Performance Dashboard.

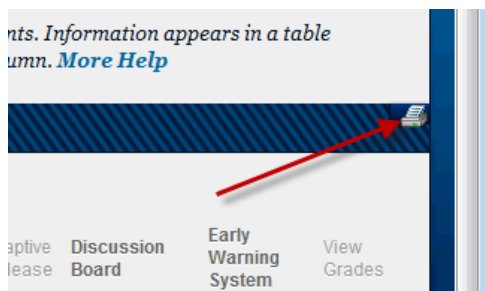
1. **Login** to the eCampus and access a course.



2. In the **Control Panel**, **Click** on **Evaluation** and then **Performance Dashboard**.
3. eCampus will display a table similar to the following:

Last Name	First Name	Username	Role	Last Course Access	Days Since Last Course Access	Review Status	Adaptive Release	Discussion Board	Customize Retention Center	View Grades
BuilderJN	Test	test.builderjn	Course Builder	Jan 21, 2015 8:38:02 AM	646	0		0	-	
InstructorJN	Test	test.instructorjn	Instructor	Feb 19, 2015 2:37:35 PM	617	0		0	-	
StudentJN	Test	test.studentjn	Student	Oct 20, 2016 9:17:24 AM	8	0		0	1/4	
TAJN	Test	test.tajn	Teaching Assistant	Jan 21, 2015 8:41:23 AM	646	0		0	-	

4. **Click** on the **Printer** icon at the top right hand corner to display a printer friendly version of the table.



5. The table columns are all **Sortable** with exception to the **Adaptive Release** and **View Grades** columns.

Last Name	First Name	Username	Role	Last Course Access	Days Since Last Course Access	Review Status	<del>Adaptive Release</del>	Discussion Board	Customize Retention Center	<del>View Grades</del>
-----------	------------	----------	------	--------------------	-------------------------------	---------------	-----------------------------	------------------	----------------------------	------------------------

6. **Clicking** on the **Review Status** data will display a page containing all items relevant to that user with **Review Status** turned on.

Days Since Last Course Access	Review Status	Adaptive Release	Discussion Board
21	0		0
0	0		0

7. **Clicking** on the icons in the **Adaptive Release** column will display a map of every course content item and tool, whether each item is visible or invisible to the user and whether or not each item has been reviewed by the user.

Review Status	Adaptive Release	Discussion Board	Customize Retention Center	View Grades
0		0	-	

A

B

- Clicking on the data in the **Discussion Board** column displays post statistics for the row's user including **Total Posts**, **Date of Last Post**, **Average Post Length**, **Minimum Post Length**, **Maximum Post Length**, **Average Post Position** and **Grade** (if applicable).

Days Since Last Course Access	Review Status	Adaptive Release	Discussion Board	Customize Retention Center
0	0		1	-

Forum	Total Posts	Date of Last Post	Average Post Length	Minimum Post Length	Maximum Post Length	Average Post Position	Grade
Discussion 2	1	Fri Oct 28 09:56:01 EDT 2016	16	16	16	1	-

Displaying 1 to 1 of 1 items [Show All](#) [Edit Paging...](#)

- Clicking on either the **Total Posts** link or the **Forum** link takes the user to the **Collection** view which displays a sortable (**Filter**) and printable (**Print Preview**) view of all a user's Discussion Board contributions.

Print Preview
Filter

Sort by Date of Last Post Order ▼ Descending

Select: [All](#) [None](#)

Mark ▼

---

Thread: Test Thread      Posted Date: October 28, 2016 10:58 AM

Post: [Test Thread](#)      Status: Published

Author: Test InstructorJN

[Reply](#) [Quote](#) [Mark as Unread](#)

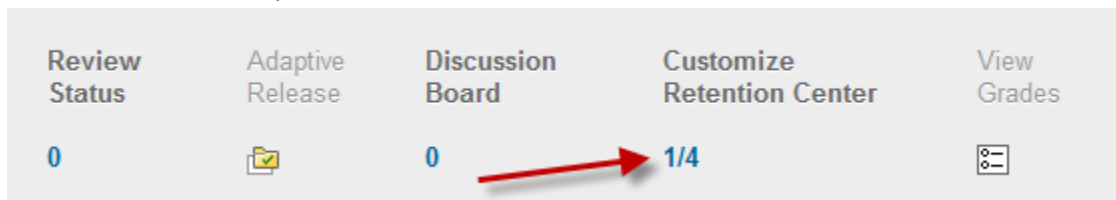
Select: [All](#) [None](#)

Mark ▼

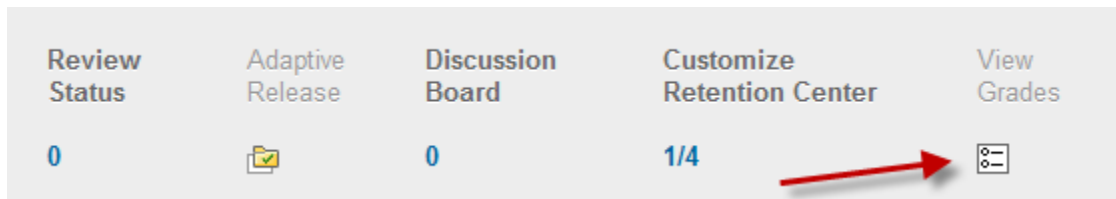
10. Several other functions are available in this screen including the ability to mark posts as **Read/Unread**, **Reply** to them, **Quote** them, **Sort** them or return to the **Thread**



11. **Clicking** on the data in the **Customize Retention Center** column takes the user to the **Retention Status** screen for the specified user. **Retention Center** is covered further [here](#).



12. **Clicking** on the icon in the **View Grades** column displays the **Full Grade Center**.



13. Other information displayed in the **Performance Dashboard** includes a user's:

- a. **Last Name**
- b. **First Name**
- c. **Username**
- d. **Role**
- e. **Last Course Access**
- f. **Days Since Last Course Access**