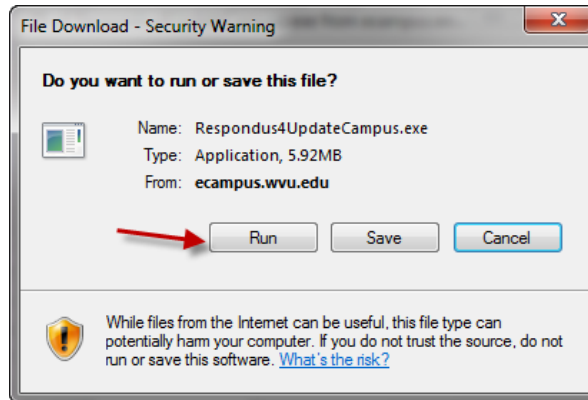
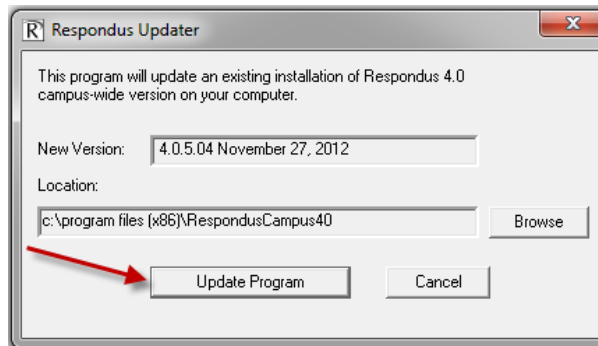


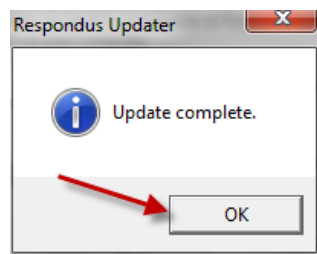
1. Download the patch from [here](#). You will be asked to **Run** or Save the file on the following pop-up window.



2. You will need to select **Update Program**



3. When installation is complete select **OK**.



You are now ready to use Respondus 4.0 Editor with Learn 9.